



MASONRY PRODUCTS
CLAY BRICK | STONE | ARCHITECTURAL



2019 CANADIAN PRODUCT GUIDE

president's message

Architecture plays an important role in the evolution of society. The way our structural surroundings work in concert with function and aesthetics affects us more than we realize, shaping how we live and influencing our cultural identity.

The composition, texture, size and shape of materials used in buildings or living spaces have a significant impact on how we perceive space. Brampton Brick is constantly evolving, taking all these factors into consideration when developing our wide selection of products, engineering our masonry and landscaping materials to stimulate an instant response. When you see homes, commercial buildings, driveways and landscaping projects that make an impression, you see Brampton Brick products.

As a leading integrated masonry and landscape products provider, Brampton Brick is the **One Trusted Source** among architects, landscape designers and consumers for quality, style and durability. The trust that our customers place in our company keeps us focused on our primary goal: to lead the way in innovation, affordability and lifetime satisfaction.

When you purchase Brampton Brick Masonry Products, you are making an investment in aesthetics, in longevity and in our company. We take this investment seriously. Motivated every day to “do more, do better”, we aspire to be the industry leader, evolving to meet the needs of our clients and stay ahead of market trends.

State of the art production facilities, meticulous quality control, seamless distribution, superior customer service – we ensure that our products are made to last while continuously exceeding our customers' expectations.



Jeffrey G. Kerbel, *President and CEO*
Brampton Brick Limited



Granada, Ashland



contents

Project Gallery 4-14
CarbonCure™. 15

CLAY BRICK

Contemporary Series 18
Mediterranean Series 20
Historic Series 22
Legacy Series 24
Crossroads Series 26
Hoosier Series 28

STONE

Bonneville **NEW!**. 32
Contempo. 34
Granada 36
Vivace. 38
Artiste. 42
Legato 45
Norfolk **NEW!**. 46

ARCHITECTURAL PRODUCTS

Architectural Series 50
Select Series. 52
Designer Series. 54
Finesse 56
Profile Series 60
Architectural Block Series 62

PLANNING

Colours & Textures. 66
Combining Products 68
Choosing a Palette 70
Packaging Specifications 80
Brick Size Guide 80
Online Tools. 82
Integrated Products. 83





Stone: Vivace, Milano
Clay Brick: Gibson



Masonry Stone: Contempo, Dover & Onyx
Pavers: Presidio, Onyx & Champagne border



Stone: Vivace, Milano
Clay Brick: Benton





Stone: Vivace, Milano blended with Verona
Clay Brick: Veridian





Vivace, Cortona with Legato, Midnight



Stone: Artiste, Safari
Clay Brick: Morgan





Clay Brick: Jefferson



Stone: Vivace, Siena



Stone: Granada, Ashland & Midnight
Clay Brick: Espresso





Clay Brick: Marshall



CarbonCure's technology uses CO₂ collected from cement and other factories. By retrofitting existing concrete manufacturing plants like Brampton Brick with CarbonCure™ technology, CO₂ gas is introduced into the concrete mix during production. When added to the concrete mix, the CO₂ undergoes a chemical reaction that converts it into a solid mineral and results in a stronger concrete product.

All of Brampton Brick's Canadian concrete manufacturing plants have been outfitted with CarbonCure's technology. The process may be applied to introduce carbon dioxide into any concrete product manufactured by a plant in which the technology is installed.




Look for the **CarbonCure logo** throughout this guide to help you identify products made with this green technology.



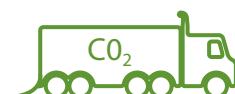
Our products that use CarbonCure technology (shown above)

Top row, left to right: Contempo, Vivace, Profile Series, Granada

Bottom row, left to right: Architectural Block, Bonneville, Artiste, Finesse



CO₂ is collected from local factories.



CO₂ is diverted to the concrete plant.



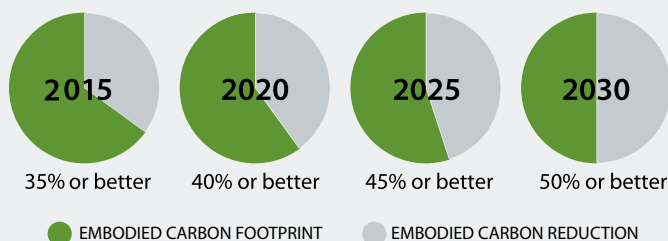
CO₂ is brought to us to inject into our products.



The resulting masonry products are superheros for the environment.

The 2030 Challenge for Products

Source: © 2011, 2030 Inc. /Architecture 2030. All Rights Reserved



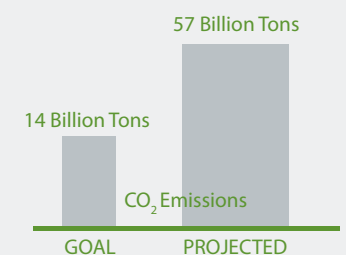
ARCHITECTURE 2030

An initiative asking the global architecture and building community to adopt carbon reduction targets for buildings and products.

Environmental Stewardship: A Shared Responsibility

INTERNATIONAL ENERGY AGENCY BLUE MAP SCENARIO

29 countries working collectively to reduce greenhouse gas emissions with the goal to decrease CO₂ emissions significantly by 2050.



clay brick

Solid, functional and offering infinite flexibility in design and colour combinations, clay brick is a premier building product for today's homes. Brampton Brick's clay bricks are built to last, and actually improve with age, taking on a warmer, richer appearance as the years go by. Worry and maintenance-free, clay brick will add to the value of your home with its durability, sound proofing and fire retardant capabilities. Brampton Brick's clay bricks are your home's best friend.



Clay Brick: Huronia
Pavers: Classic Series, Greyfield with Northern border
Columns: Castlerok 2, Greystone



in this section...

Contemporary Series	18
Mediterranean Series	20
Historic Series	22
Legacy Series	24
Crossroads Series	26
Hoosier Series	28

contemporary series






CONTEMPORARY SERIES
Today's clay brick design trends call for clean lines, contemporary colours and subtle textures to balance linear stone treatments. This series is designed to complement stone accents with a full colour palette ranging from neutral grays and taupes to rich reds.

COLOURS

† = Stock Item Product



BRENTWOOD
Sizes: Premier Plus†, Metric Norman, Metric Jumbo



CHELSEA
Sizes: Premier Plus†, Metric Norman, Metric Jumbo



ESPRESSO
Sizes: Premier Plus†, Metric Norman, Metric Jumbo



KENTVILLE
Sizes: Premier Plus†, Metric Norman, Metric Jumbo



MANILLA, MATT **NEW!**
Sizes: Premier Plus†, Metric Norman, Metric Jumbo



MOUNTAIN GRAY
Sizes: Premier Plus†, Metric Norman, Metric Jumbo



REGENCY BROWN
Sizes: Premier Plus†, Metric Norman, Metric Jumbo



ROYAL GRAY
Sizes: Premier Plus†, Metric Norman, Metric Jumbo



VENETIAN
Sizes: Premier Plus†, Metric Norman, Metric Jumbo



WESTVILLE
Sizes: Premier Plus†, Metric Norman, Metric Jumbo

mediterranean series





COLOURS


All colours in the sizes shown are Stock Item Products.



ARNPRIOR
Sizes: Premier Plus




AURORA
Sizes: Premier Plus



BELFAST
Sizes: Premier Plus



CRYSTAL GRAY
Sizes: Premier Plus



SARASOTA
Sizes: Premier Plus



VERIDIAN
Sizes: Premier Plus

MEDITERRANEAN SERIES
Colour blends of blues, neutrals and gold hues inspired by Mediterranean sunsets create an elegant yet informal look that complements contemporary designs.

historic series





HISTORIC SERIES
Inspired by the graceful brickwork of stately historic homes, this series combines a full range of expressive hues, developed over time to work together or with our stone products. Textures ranging from subtle to grooved to pressed bark and diverse edge treatments work with colour to help create a distinctive, personal quality to your home's look.

COLOURS

All colours in the sizes shown are Stock Item Products.



CANYON
Sizes: Premier Plus



CHURCH HILL
Sizes: Premier Plus



CRIMSON
Sizes: Premier Plus



MADISON COUNTY
Sizes: Premier Plus



MANCHESTER
Sizes: Premier Plus



OLD CHICAGO
Sizes: Premier Plus



OLD SCHOOL
Sizes: Premier Plus



PROVIDENCE
Sizes: Premier Plus



SIERRA BROWN
Sizes: Premier Plus



TERRA COTTA
Sizes: Premier Plus



VIENNA
Sizes: Premier Plus



WESTMONT
Sizes: Premier Plus

legacy series





COLOURS

All colours in the sizes shown are Stock Item Products.



HURONIA
Sizes: Premier Plus



STERLING GRAY
Sizes: Premier Plus



WYNDHAM GRAY
Sizes: Premier Plus

LEGACY SERIES
One of Brampton Brick's most established product lines, Legacy features natural shades that resemble the look of pressed bark, imparting a stately look to any home.

crossroads series



COLOURS

† = Stock Item Product



BENTON
Sizes: Modular†, Queen†, Premier Plus



BROWNSTONE
Sizes: Modular†, Queen†



CRAWFORD
Sizes: Modular†, Queen†, Premier Plus



GIBSON
Sizes: Modular†, Queen†



GRAYSTONE
Sizes: Modular†, Queen†



JASPER
Sizes: Modular†, Queen†, Premier Plus



JEFFERSON
Sizes: Modular†, Queen†



MARSHALL
Sizes: Modular†, Queen†



MONROE
Sizes: Modular†, Queen†



MORGAN
Sizes: Queen†, Premier Plus



NEWTON
Sizes: Modular†



PUTNAM
Sizes: Modular†, Queen†



RIPLEY
Sizes: Modular†, Queen†, Premier Plus



SULLIVAN
Sizes: Modular†, Premier Plus

CROSSROADS SERIES

Made from warm red clay unique to Indiana, this series is produced at one of North America's most technologically advanced manufacturing facilities. Crossroads Series offers rich tones, various textures and a rugged, tumbled appearance.

hoosier series





Clay Brick: Warren

COLOURS

All colours in the sizes shown are Stock Item Products.



HARRISON
Sizes: Modular & Queen



PORTER
Sizes: Queen




WARREN
Sizes: Modular & Queen

HOOSIER SERIES
Named after “the Hoosier State” of Indiana, this brick series features unique colour blends that enhance the beauty of Indiana clay, creating a stand-out home with an enduring stature.

stone

No other building material conveys long-lasting strength, beauty and permanence quite like stone. For centuries, stone has been the only choice for creating buildings of both stature and significance. Brampton Brick's concrete stone products have captured those elements by engineering products with old world-charm. The look of chiseled stone dramatically elevates a home's appearance and adds immeasurable value. A wide array of colour combinations allow for limitless design options for a home that commands attention.



Artiste, Harbour Mist



in this section...

Bonneville NEW!	32
Contempo.	34
Granada	36
Vivace.	38
Artiste.	42
Legato	45
Norfolk NEW!	46

bonneville **NEW!**




Bonneville, Cloudburst & Twilight



Bonneville, Chalet


COLOURS

All colours in the sizes shown are Stock Item Products.



CHALET

Sizes: 168 x 590, 257 x 590




CLOUDBURST

Sizes: 168 x 590, 257 x 590




DOVER

Sizes: 168 x 590, 257 x 590



SANDBAR

Sizes: 168 x 590, 257 x 590



TWILIGHT

Sizes: 168 x 590, 257 x 590

SIZES



168 x 590 Stone

Depth 90 mm (3 1/2")

Height 168 mm (6 5/8")

Length 590 mm (23 1/4")

**Courses out with
Premier Plus & Artiste**



257 x 590 Stone

Depth 90 mm (3 1/2")

Height 257 mm (10 1/8")

Length 590 mm (23 1/4")

**Courses out with
Premier Plus & Artiste**



BONNEVILLE

From inception, Bonneville was designed with versatility required to earn its place on modern homes and buildings. Five softly-blended and natural colours were specifically developed to make Bonneville the perfect complement to an array of other Brampton Brick clay brick and stone products. With its flat, smooth surface, clean lines and modern proportions in two individually packaged sizes, Bonneville stands apart from other stones.

contempo



Stone Masonry: Contempo, Dover (PRP & Combo)
Pavers: Enviro Midori, Champagne

CONTEMPO COMBO BUNDLE



Length 240 mm (9 1/2")
Height 57 mm (2 1/4")
Depth 90 mm (3 1/2")



Length 290 mm (11 3/8")
Height 57 mm (2 1/4")
Depth 90 mm (3 1/2")



Length 340 mm (13 3/8")
Height 57 mm (2 1/4")
Depth 90 mm (3 1/2")



Length 390 mm (15 3/8")
Height 57 mm (2 1/4")
Depth 90 mm (3 1/2")



Length 440 mm (17 3/8")
Height 57 mm (2 1/4")
Depth 90 mm (3 1/2")



Length 490 mm (19 1/4")
Height 57 mm (2 1/4")
Depth 90 mm (3 1/2")



Length 390 mm (15 3/8")
Height 124 mm (4 7/8")
Depth 90 mm (3 1/2")



Length 440 mm (17 3/8")
Height 124 mm (4 7/8")
Depth 90 mm (3 1/2")



Length 490 mm (19 1/4")
Height 124 mm (4 7/8")
Depth 90 mm (3 1/2")



Length 540 mm (21 1/4")
Height 124 mm (4 7/8")
Depth 90 mm (3 1/2")



Length 590 mm (23 1/4")
Height 124 mm (4 7/8")
Depth 90 mm (3 1/2")

CONTEMPO LARGE COMBO BUNDLE



Length 390 mm (15 3/8")
Height 190 mm (7 1/2")
Depth 90 mm (3 1/2")



Length 440 mm (17 3/8")
Height 190 mm (7 1/2")
Depth 90 mm (3 1/2")



Length 490 mm (19 1/4")
Height 190 mm (7 1/2")
Depth 90 mm (3 1/2")



Length 540 mm (21 1/4")
Height 190 mm (7 1/2")
Depth 90 mm (3 1/2")



Length 590 mm (23 1/4")
Height 190 mm (7 1/2")
Depth 90 mm (3 1/2")

CONTEMPO PRP




Length 257 mm (10 1/8")
Height 79 mm (3 1/8")
Depth 90 mm (3 1/2")


COLOURS




DOVER
Sizes: Combo, Large Combo, PRP





NICKEL
Sizes: Combo, Large Combo, PRP




OLIVE
Sizes: Combo, Large Combo, PRP



ONYX
Sizes: Combo, Large Combo, PRP



SANDBAR
Sizes: Combo, Large Combo, PRP




SHADOW
Sizes: Combo, Large Combo, PRP


CONTEMPO

Contempo presents a chic blend of smooth surfaces, clean lines, refined colours and linear feeling, in a fluid stone system to fit today's design trends perfectly. Offered in six elemental colours, Contempo brings elegance to modern design, courses with PRP Brick, and combines easily with Finesse or the gracefully textured Granada for fresh sophistication.


PATTERNS




PATTERN A: 100% COMBO




PATTERN B: 100% COMBO




PATTERN E: 67% COMBO +
33% LARGE



PATTERN F: 67% COMBO +
33% LARGE



PATTERN C: 100% LARGE



PATTERN D: 75% COMBO +
25% LARGE

All colours in the sizes shown are Stock Item Products.

granada




Stone: Granada, Ashland
Pavers: Eterna, Dover & Onyx
Garden Wall: Modan, Cloudburst

GRANADA


A refined texture and fresh, marbled colour compositions make Granada an adaptable stone for today's chic design trends. Granada's unique textures brings elegance to contemporary design, and combines easily with many of our other brick and stone products for fresh sophistication.




GRANADA COMBO BUNDLE




Length 240 mm (9 1/2")
Height 57 mm (2 1/4")
Depth 90 mm (3 1/2")




Length 290 mm (11 3/8")
Height 57 mm (2 1/4")
Depth 90 mm (3 1/2")




Length 340 mm (13 3/8")
Height 57 mm (2 1/4")
Depth 90 mm (3 1/2")




Length 390 mm (15 3/8")
Height 57 mm (2 1/4")
Depth 90 mm (3 1/2")




Length 440 mm (17 3/8")
Height 57 mm (2 1/4")
Depth 90 mm (3 1/2")




Length 490 mm (19 1/4")
Height 57 mm (2 1/4")
Depth 90 mm (3 1/2")




Length 390 mm (15 3/8")
Height 124 mm (4 7/8")
Depth 90 mm (3 1/2")




Length 440 mm (17 3/8")
Height 124 mm (4 7/8")
Depth 90 mm (3 1/2")



Length 490 mm (19 1/4")
Height 124 mm (4 7/8")
Depth 90 mm (3 1/2")



Length 540 mm (21 1/4")
Height 124 mm (4 7/8")
Depth 90 mm (3 1/2")



Length 590 mm (23 1/4")
Height 124 mm (4 7/8")
Depth 90 mm (3 1/2")

GRANADA LARGE COMBO BUNDLE



Length 390 mm (15 3/8")
Height 190 mm (7 1/2")
Depth 90 mm (3 1/2")



Length 440 mm (17 3/8")
Height 190 mm (7 1/2")
Depth 90 mm (3 1/2")



Length 490 mm (19 1/4")
Height 190 mm (7 1/2")
Depth 90 mm (3 1/2")



Length 540 mm (21 1/4")
Height 190 mm (7 1/2")
Depth 90 mm (3 1/2")




Length 590 mm (23 1/4")
Height 190 mm (7 1/2")
Depth 90 mm (3 1/2")

COLOURS



ASHLAND
Sizes: Combo, Large Combo



CINDER
Sizes: Combo, Large Combo



ESCARPMENT
Sizes: Combo, Large Combo



MIDNIGHT
Sizes: Combo, Large Combo



POLAR WHITE
Sizes: Combo, Large Combo




SUEDE
Sizes: Combo, Large Combo




SUNRISE
Sizes: Combo, Large Combo


PATTERNS




PATTERN A: 100% COMBO




PATTERN B: 100% COMBO



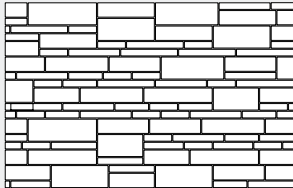
PATTERN E: 67% COMBO +
33% LARGE



PATTERN F: 67% COMBO +
33% LARGE



PATTERN C: 100% LARGE



PATTERN D: 75% COMBO +
25% LARGE

All colours in the sizes shown are Stock Item Products.

vivace



VIVACE COMBO BUNDLE

All sizes and colours in this series are stock items.



Length 174 mm (7")
Height 102 mm (4")
Depth 90 mm (3 1/2")



Length 216 mm (8 1/2")
Height 102 mm (4")
Depth 90 mm (3 1/2")



Length 251 mm (10")
Height 102 mm (4")
Depth 90 mm (3 1/2")



Length 292 mm (11 1/2")
Height 102 mm (4")
Depth 90 mm (3 1/2")



Length 330 mm (13")
Height 102 mm (4")
Depth 90 mm (3 1/2")



Length 368 mm (14 1/2")
Height 102 mm (4")
Depth 90 mm (3 1/2")



Length 405 mm (16")
Height 102 mm (4")
Depth 90 mm (3 1/2")



Length 174 mm (7")
Height 177 mm (7")
Depth 90 mm (3 1/2")



Length 216 mm (8 1/2")
Height 177 mm (7")
Depth 90 mm (3 1/2")



Length 251 mm (10")
Height 177 mm (7")
Depth 90 mm (3 1/2")



Length 292 mm (11 1/2")
Height 177 mm (7")
Depth 90 mm (3 1/2")



Length 330 mm (13")
Height 177 mm (7")
Depth 90 mm (3 1/2")



Length 368 mm (14 1/2")
Height 177 mm (7")
Depth 90 mm (3 1/2")



Length 405 mm (16")
Height 177 mm (7")
Depth 90 mm (3 1/2")

VIVACE LARGE COMBO BUNDLE



Length 330 mm (13")
Height 292 mm (11 1/2")
Depth 90 mm (3 1/2")



Length 368 mm (14 1/2")
Height 292 mm (11 1/2")
Depth 90 mm (3 1/2")



Length 403 mm (16")
Height 292 mm (11 1/2")
Depth 90 mm (3 1/2")



Length 444 mm (17 1/2")
Height 292 mm (11 1/2")
Depth 90 mm (3 1/2")



Length 483 mm (19")
Height 292 mm (11 1/2")
Depth 90 mm (3 1/2")



Length 521 mm (20 1/2")
Height 292 mm (11 1/2")
Depth 90 mm (3 1/2")

VIVACE LINEAR COMBO BUNDLE



Length 174 mm (7")
Height 102 mm (4")
Depth 90 mm (3 1/2")



Length 216 mm (8 1/2")
Height 102 mm (4")
Depth 90 mm (3 1/2")



Length 251 mm (10")
Height 102 mm (4")
Depth 90 mm (3 1/2")



Length 292 mm (11 1/2")
Height 102 mm (4")
Depth 90 mm (3 1/2")



Length 330 mm (13")
Height 102 mm (4")
Depth 90 mm (3 1/2")

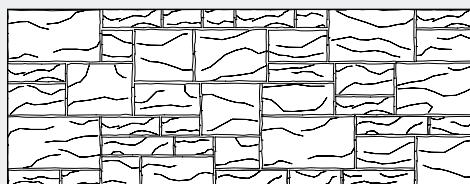


Length 368 mm (14 1/2")
Height 102 mm (4")
Depth 90 mm (3 1/2")

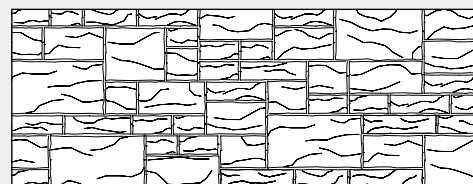


Length 405 mm (16")
Height 102 mm (4")
Depth 90 mm (3 1/2")

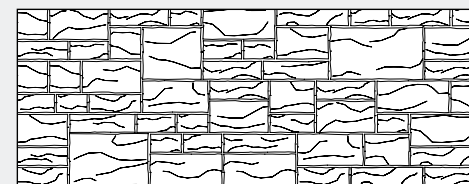
VIVACE COMBINATIONS



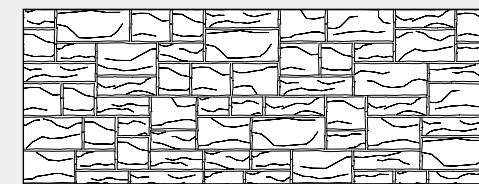
50% COMBO / 50% LARGE



70% COMBO / 30% LARGE



85% COMBO / 15% LARGE



100% COMBO

vivace



VIVACE


This durable concrete stone merges form and function into one, blending quality, strength and durability with beauty. Vivace’s rich, bold colours and chiseled stone look add an aesthetic element that complements the surrounding landscape.

VIVACE LINEAR

The naturally aged appearance, 4-inch height and seven lengths of our Vivace Linear stone provides the perfect balance between contemporary proportions and gorgeous, natural colours. Vivace Linear, when used on its own brings drama contrasting a modern, linear pattern with a natural aesthetic. Combined with our Vivace or Artiste Stone, Vivace Linear presents a unique customization while staying true to your colour palette. Textured ends on each stone means minimal waste and cutting.

Vivace & Vivace Linear fully meets or exceeds the latest version of the following standards: CSA 165.2 and the ASTM C1634 specifications. Refer to your local building codes for proper installation of product.

VIVACE LINEAR PATTERN



4" STONE PATTERN

COLOURS

All colours in the sizes shown are Stock Item Products.



CHARCOAL
Size: Linear



CHARCOAL
Sizes: Combo, Large Combo



CORTONA
Size: Linear



CORTONA
Sizes: Combo, Large Combo



EMBASSY
Size: Linear



EMBASSY
Sizes: Combo, Large Combo




MILANO
Size: Linear



MILANO
Sizes: Combo, Large Combo



SIENA
Size: Linear



TWEED
Size: Linear



VERONA
Size: Linear



PALERMO BEIGE **NEW!**
Sizes: Combo, Large Combo



SIENA
Sizes: Combo, Large Combo



TWEED
Sizes: Combo, Large Combo



VERONA
Sizes: Combo, Large Combo

artiste



Stone: Artiste, Shoreline
Clay Brick: Ripley



Stone: Artiste, Harbour Mist
Clay Brick: Slate

COLOURS

All colours in the sizes shown are Stock Item Products.



HARBOUR MIST
Sizes: Combo, Large Combo



MARBLE GRAY
Sizes: Combo, Large Combo



SAFARI
Sizes: Combo, Large Combo



SHORELINE
Sizes: Combo, Large Combo

ARTISTE

The Artiste Series is an extraordinary masonry veneer product line that elevates the curb appeal of any home with the look of hand-chiselled stone. Available in a palette of neutral colours and warm earth tones, Artiste is easy to install and allows for a variety of configurations by mixing sizes, lengths and combining with other Brampton Brick products.



ARTISTE COMBO BUNDLE

All sizes and colours in this series are stock items.



Length 90 mm (3 1/2")
Height 79 mm (3 1/8")
Depth 90 mm (3 1/2")



Length 157 mm (6 1/4")
Height 79 mm (3 1/8")
Depth 90 mm (3 1/2")



Length 257 mm (10 1/8")
Height 79 mm (3 1/8")
Depth 90 mm (3 1/2")



Length 357 mm (14")
Height 79 mm (3 1/8")
Depth 90 mm (3 1/2")



Length 457 mm (18")
Height 79 mm (3 1/8")
Depth 90 mm (3 1/2")



Length 90 mm (3 1/2")
Height 168 mm (6 5/8")
Depth 90 mm (3 1/2")



Length 157 mm (6 1/4")
Height 168 mm (6 5/8")
Depth 90 mm (3 1/2")



Length 257 mm (10 1/8")
Height 168 mm (6 5/8")
Depth 90 mm (3 1/2")




Length 357 mm (14")
Height 168 mm (6 5/8")
Depth 90 mm (3 1/2")




Length 457 mm (18")
Height 168 mm (6 5/8")
Depth 90 mm (3 1/2")


ARTISTE LARGE COMBO BUNDLE




Length 90 mm (3 1/2")
Height 257 mm (10 1/8")
Depth 90 mm (3 1/2")




Length 157 mm (6 1/4")
Height 257 mm (10 1/8")
Depth 90 mm (3 1/2")



Length 257 mm (10 1/8")
Height 257 mm (10 1/8")
Depth 90 mm (3 1/2")

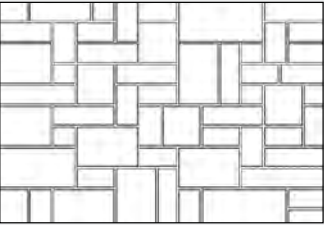


Length 357 mm (14")
Height 257 mm (10 1/8")
Depth 90 mm (3 1/2")




Length 457 mm (18")
Height 257 mm (10 1/8")
Depth 90 mm (3 1/2")

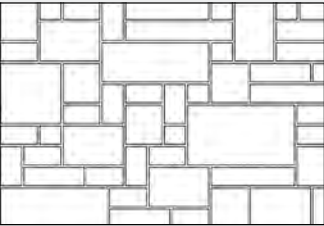
COMBINATIONS



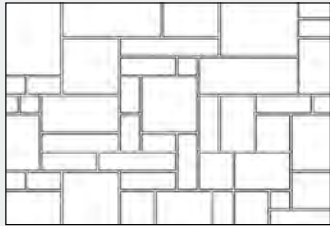
100% COMBO



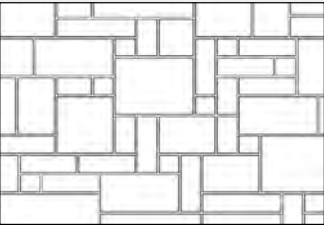
60% COMBO / 40% LARGE



90% COMBO / 10% LARGE



50% COMBO / 50% LARGE



75% COMBO / 25% LARGE



SEAMLESS TRANSITION WITH BRICK!

All Artiste stone products have been designed to course out with Premier Plus bricks, offering limitless design options.

This artisanal stone product is crafted in our technologically-advanced manufacturing facility, using high-quality, long-lasting materials. Artiste meets or exceeds the latest versions of CSA 165.2 and ASTM C55 standards and specifications. Please refer to your local building code for proper installation.

legato



Legato, Pewter with Vivace, Cortona and Finesse Standard White sills

COLOURS

All colours in the sizes shown are Stock Item Products.



KHAKI

Size: PRP

Complements:

Vivace Milano & Embassy




MIDNIGHT

Size: PRP

Complements:

Vivace Cortona, Embassy & Siena




PEWTER

Size: PRP

Complements:

Vivace Cortona & Siena



SEPIA

Size: PRP

Complements:

Vivace Embassy, Palermo Beige, Siena

SIZE



Legato Unit

Length 257 mm (10 1/8")

Height 79 mm (3 1/8")

Depth 90 mm (3 1/2")



LEGATO

This subtly-textured stone, manufactured in a Premier Plus size, comes in natural colours designed to complement our Vivace series. Offering the visual appeal of hand-chiselled stone, it is simple to install for outstanding results.

norfolk **NEW!**





Norfolk, Briarwood

NORFOLK

Norfolk Stone was developed as an ideal choice to provide timeless and enduring curb-appeal of stone in one easy package. Designed and manufactured in 11 sizes, Norfolk's three heights provide versatility in patterning and installation all in one package. Five elegant colour choices range from soft greys to grey-brown blends to soft taupe-tan blends are sure to complement any neighbourhood.



COLOURS

All colours in the sizes shown are Stock Item Products.



BRIARWOOD

Sizes: Combo



CABANA

Sizes: Combo



FRONTIER

Sizes: Combo



RIVERSIDE

Sizes: Combo



VINTAGE

Sizes: Combo

NORFOLK COMBO BUNDLE



Length 140 mm (5 1/2")
Height 90 mm (3 1/2")
Depth 90 mm (3 1/2")
Stones per bundle: 21



Length 191 mm (7 1/2")
Height 90 mm (3 1/2")
Depth 90 mm (3 1/2")
Stones per bundle: 28



Length 292 mm (11 1/2")
Height 90 mm (3 1/2")
Depth 90 mm (3 1/2")
Stones per bundle: 28



Length 445 mm (17 1/2")
Height 90 mm (3 1/2")
Depth 90 mm (3 1/2")
Stones per bundle: 21



Length 140 mm (5 1/2")
Height 192 mm (7 1/2")
Depth 90 mm (3 1/2")
Stones per bundle: 14



Length 191 mm (7 1/2")
Height 192 mm (7 1/2")
Depth 90 mm (3 1/2")
Stones per bundle: 14



Length 292 mm (11 1/2")
Height 192 mm (7 1/2")
Depth 90 mm (3 1/2")
Stones per bundle: 7



Length 445 mm (17 1/2")
Height 192 mm (7 1/2")
Depth 90 mm (3 1/2")
Stones per bundle: 14



Length 191 mm (7 1/2")
Height 292 mm (11 1/2")
Depth 90 mm (3 1/2")
Stones per bundle: 7



Length 294 mm (11 1/2")
Height 292 mm (11 1/2")
Depth 90 mm (3 1/2")
Stones per bundle: 7



Length 445 mm (17 1/2")
Height 292 mm (11 1/2")
Depth 90 mm (3 1/2")
Stones per bundle: 7

architectural masonry

In addition to our vast product and colour offerings for residential construction, Brampton Brick manufactures a full range of architectural brick and block products. Today's manufacturing processes ensure consistent quality and strict engineering standards are met in all of our products, regardless of your building project.



Stone: Finesse, Polar White, Suave
Clay Brick: Crystal Gray



in this section...

Architectural Series	50
Select Series.	52
Designer Series.	54
Finesse	56
Profile Series	60
Architectural Block Series	62

architectural series



Clay Brick: Brown Smooth

ARCHITECTURAL SERIES

The wide range of Architectural Series colours and smooth or velour textures make this series ideal for a multitude of building projects. Available in sizes ranging from Imperial Modular to Utility, Architectural Series products scale easily to suit the project, pairing well with Vivace, Artiste, Finesse, Profile and other Brampton Brick stone products.


Product Property	CSA	ASTM	Typical Brampton Brick Range*
Compressive Strength (min)	> 21 MPa	> 3000 psi	40 – 60 MPa or 5800 – 8700 psi
24 hour cold water absorption	-	-	3% - 6%
5 hour boil water absorption	< 17%	< 17%	4% - 8%
C/B Ratio	< 0.78	< 0.78	0.65 - 0.75
Based on CSA A82 for Exterior Grade (EG) brick, Type X and ASTM C216 for Severe Weather (SW) Brick, Type FBX			*not applicable if 24 hr CWA <8%

Note: Minimum orders apply. Check with a Brampton Brick Sales Representative on product availability prior to specifying.
For additional information, please visit our website at BramptonBrick.com

CORE COLOURS



BROWN VELOUR
Sizes: Modular†, Premier Plus†, Utility†, Metric Jumbo



BROWN VELOUR CROSS FLASHED
Sizes: Modular



BUFF VELOUR
Sizes: Modular†, Premier Plus†, Utility†, Metric Jumbo




DARK BROWN VELOUR
Sizes: Modular†, Utility†, Metric Jumbo




GRAPHITE
Sizes: Modular†, Utility, Metric Jumbo




GRAY VELOUR
Sizes: Modular†, Premier Plus†, Utility†, Metric Jumbo



LINEN VELOUR
Sizes: Modular, Utility



BROWN SMOOTH
Sizes: Modular, Utility, Metric Jumbo




BROWN SMOOTH CROSS FLASHED
Sizes: Modular




BUFF SMOOTH
Sizes: Modular, Utility, Metric Jumbo




DARK BROWN SMOOTH
Sizes: Modular, Utility, Metric Jumbo



GRAY SMOOTH
Sizes: Modular, Utility, Metric Jumbo



LINEN SMOOTH
Sizes: Modular, Utility



PLATINUM VELOUR
Sizes: Modular



RED VELOUR
Sizes: Modular†, Premier Plus†, Utility†, Metric Jumbo



RED VELOUR CROSS FLASHED
Sizes: Modular†



SALMON VELOUR
Sizes: Modular†, Utility, Metric Jumbo




SLATE
Sizes: Modular†, Utility†, Metric Jumbo



TAUPE VELOUR
Sizes: Modular, Utility, Metric Jumbo




WHEATLAND VELOUR
Sizes: Modular†, Utility, Metric Jumbo



PLATINUM SMOOTH
Sizes: Modular




RED SMOOTH
Sizes: Modular†, Utility†, Metric Jumbo



RED SMOOTH CROSS FLASHED
Sizes: Modular†



SALMON SMOOTH
Sizes: Modular, Utility, Metric Jumbo




TAUPE SMOOTH
Sizes: Modular, Utility, Metric Jumbo



WHEATLAND SMOOTH
Sizes: Modular, Utility, Metric Jumbo


BLENDED COLOURS



BERRY HILL BLEND
Sizes: Modular




BROWN VELOUR, FLASHED BLEND
Sizes: Utility



RED SMOOTH, FLASHED BLEND
Sizes: Utility




COLONY BLEND
Sizes: Modular




EXECUTIVE BLEND
Sizes: Modular




HARVEST BLEND
Sizes: Modular



RUSSET BLEND
Sizes: Modular



BROWN SMOOTH, FLASHED BLEND
Sizes: Utility



RED VELOUR, FLASHED BLEND
Sizes: Utility

select series



Clay Brick: Moroccan Red with Amber accents

COLOURS


† = Stock Item Product
Note: Minimum orders apply. Check with a Brampton Brick Sales Representative on product availability prior to specifying.
For additional information, please visit our website at BramptonBrick.com




AMBER
Sizes: Modular



KODIAK
Sizes: Modular†



MAROON
Sizes: Modular†



MORROCAN RED
Sizes: Modular†



ROSE
Sizes: Modular†



SILVER
Sizes: Modular



SUNDOWN
Sizes: Modular†



VALENCIA
Sizes: Modular†

Product Property	CSA	ASTM	Typical Brampton Brick Range*
Compressive Strength (min)	> 21 MPa	> 3000 psi	40 – 60 MPa or 5800 – 8700 psi
24 hour cold water absorption	-	-	3% - 6%
5 hour boil water absorption	< 17%	< 17%	4% - 8%
C/B Ratio	< 0.78	< 0.78	0.65 - 0.75
Based on CSA A82 for Exterior Grade (EG) brick, Type X and ASTM C216 for Severe Weather (SW) Brick, Type FBX			*not applicable if 24 hr CWA <8%

SELECT SERIES
With its straight edges and velour texture, Select Series colours were developed to fit the needs of today's designers. Silver provides a contemporary look & feel, while Moroccan Red lends a more traditional appeal to design palettes. Our Valencia colour takes the popular Marshall from our Crossroads Series and incorporates a clean look, where earth-toned projects are complemented by Kodiak's soft brown tones.

designer series



COLOURS


Note: Minimum orders apply. Check with a Brampton Brick Sales Representative on product availability prior to specifying.
For additional information, please visit our website at BramptonBrick.com



BEDFORD
Sizes: Premier Plus, Metric Norman & Metric Jumbo



MANILLA, SMOOTH NEW!
Sizes: Premier Plus, Metric Norman & Metric Jumbo



QUEENSPORT
Sizes: Premier Plus, Metric Norman & Metric Jumbo



RAVEN
Sizes: Premier Plus, Metric Norman & Metric Jumbo



SAHARA
Sizes: Premier Plus, Metric Norman & Metric Jumbo



ST. JOHN
Sizes: Premier Plus, Metric Norman & Metric Jumbo



WINDSOR
Sizes: Premier Plus, Metric Norman & Metric Jumbo

Product Property	CSA	ASTM	Typical Brampton Brick Range*
Compressive Strength (min)	> 21 MPa	> 3000 psi	40 – 60 MPa or 5800 – 8700 psi
5 hour boil water absorption	< 17%	< 17%	10 - 14%
C/B Ratio	< 0.78	< 0.78	0.65 - 0.75
Based on CSA A82 for Exterior Grade (EG) brick, Type X and ASTM C216 for Severe Weather (SW) Brick, Type FBX			*not applicable if 24 hr CWA <8%

DESIGNER SERIES
Designer Series is a brick that provides a wide variety of solid colours for all design needs. With its matte texture and finish, as well as the wide variety of solid colours and sizes, it is a product styled for conventional and contemporary use.

finesse



SIZES



Finesse PRP
Depth 90 mm (3 1/2")
Height 79 mm (3 1/8")
Length 257mm (10 1/8")
Courses out with Artiste



90 x 290 Stone
Depth 90 mm (3 1/2")
Height 90 mm (3 1/2")
Length 290 mm (11 3/8")
Courses out with Metric Brick & Block



90 x 390 Stone
Depth 90 mm (3 1/2")
Height 90 mm (3 1/2")
Length 390 mm (15 5/8")
Courses out with Metric Brick & Block



190 x 390 Stone
Depth 90 mm (3 1/2")
Height 190 mm (7 1/2")
Length 390 mm (15 5/8")
Courses out with Metric Brick & Block



90 x 590 Stone
Depth 90 mm (3 1/2")
Height 90 mm (3 1/2")
Length 590 mm (23 1/4")
Courses out with Metric Brick & Block



168 x 590 Stone
Depth 90 mm (3 1/2")
Height 168 mm (6 5/8")
Length 590 mm (23 1/4")
Courses out with Premier Plus & Artiste



190 x 590 Stone
Depth 90 mm (3 1/2")
Height 190 mm (7 1/2")
Length 590 mm (23 1/4")
Courses out with Metric Brick & Block



257 x 590 Stone
Depth 90 mm (3 1/2")
Height 257 mm (10 1/8")
Length 590 mm (23 1/4")
Courses out with Premier Plus & Artiste



290 x 590 Stone
Depth 90 mm (3 1/2")
Height 290 mm (11 3/8")
Length 590 mm (23 1/4")
Courses out with Metric Brick & Block



Corner Stone
Depth 90 mm (3 1/2")
Height 190 mm (7 1/2")
Return Corner Length 190 mm (7 1/2")
Face Length 390 mm (15 5/8")



Courses out with Premier Plus brick and our Contempo, Granada and Artiste stone products

ACCESSORIES



Keystone
Depth 100 mm (4")
Height 346 mm (13 5/8")
Length 240 mm (9 1/2")



Finesse Window Sill
Depth 150 mm (5 7/8")
Height 80 mm (3 1/8")
Length 813 mm (32")



Finesse 590 Sill with Drip Edge
Depth 190 mm (7 1/2")
Height 90 mm (3 1/2")
Length 590 mm (23 1/4")



Finesse Accent Sill
Depth 168 mm (6 5/8")
Height 125 mm (5")
Length 914 mm (36")

NOTE: Finesse stone fully meets or exceeds the latest version of the following standards: CSA 165.2 and ASTM C 55.

Product Property	CSA	ASTM	Typical Brampton Brick Range*
Compressive Strength (min)	> 25 MPa	> 3500 psi	39 – 44.1 MPa
Absorption (max)	< 8%	<10 lb/ft³ (8%)	4.7% - 6.3%
Density	> 2000 kg/m³	>125 lb/ft³	2120 - 2172 kg/m³
Based on CSA A165.1 and ASTM C1634			

RainBloc® technology

Concrete masonry walls produced with the RainBloc® integral water repellent resist wind-driven rain while still maintaining vapor transmission, reducing the chance of mold, mildew, and musty smells from developing inside a building.

When used as an integral ingredient in our concrete masonry products, RainBloc® provides protection throughout the masonry unit to protect concrete masonry walls from moisture penetration.

To ensure your masonry wall system is completely water repellent you must remember to include the Rainbloc® additive to the masonry mortar on site. Specify RainBloc® Water Repellent System when designing with Finesse, Profile Series or Standard and Architectural Block.



FINESSE
Finesse stone is made-to-order in 9 different sizes, 12 distinct colours and 3 finishes. By exploring colour and textures, Finesse delivers durability, style and the truly unique look that you want for your project.

finesse



Finesse, Polar White, Suave


COLOURS



ALMOND, QUARTZ



BASIL, QUARTZ



CANVAS BEIGE, QUARTZ




EBONY, QUARTZ



HILLCREST, QUARTZ



ICELAND WHITE, QUARTZ



ALMOND, STANDARD



BASIL, STANDARD




CANVAS BEIGE, STANDARD



EBONY, STANDARD



HILLCREST, STANDARD




ICELAND WHITE, STANDARD



ALMOND, SUAVE



BASIL, SUAVE




CANVAS BEIGE, SUAVE



EBONY, SUAVE



HILLCREST, SUAVE



ICELAND WHITE, SUAVE



MINERAL GRAY, QUARTZ



POLAR WHITE, QUARTZ




REDWOOD, QUARTZ



SILHOUETTE, QUARTZ



STANDARD WHITE, QUARTZ



WHEATFIELD, QUARTZ



MINERAL GRAY, STANDARD




POLAR WHITE, STANDARD



REDWOOD, STANDARD




SILHOUETTE, STANDARD




STANDARD WHITE, STANDARD



WHEATFIELD, STANDARD



MINERAL GRAY, SUAVE



POLAR WHITE, SUAVE



REDWOOD, SUAVE



SILHOUETTE, SUAVE



STANDARD WHITE, SUAVE



WHEATFIELD, SUAVE

profile series



COLOURS

Note: Minimum orders apply. Check with a Brampton Brick Sales Representative on product availability prior to specifying.
For additional information, please visit our website at BramptonBrick.com



ABSOLUTE BLACK QUARTZ



CHARCOAL QUARTZ




ECLIPSE QUARTZ




ICELAND WHITE QUARTZ



PEEL BEIGE QUARTZ




ABSOLUTE BLACK SUAVE




CHARCOAL SUAVE



ECLIPSE SUAVE



ICELAND WHITE SUAVE



PEEL BEIGE SUAVE



PEEL BROWN QUARTZ



PEEL GOLD QUARTZ



PEEL GRAY QUARTZ



PEEL SILVER QUARTZ



PEEL BROWN SUAVE



PEEL GOLD SUAVE



PEEL GRAY SUAVE



PEEL SILVER SUAVE

SIZES



90x390 Block
Depth 90 mm (3 1/2")
Height 90 mm (3 1/2")
Length 390 mm (15 3/8")



90x590 Block
Depth 90 mm (3 1/2")
Height 90 mm (3 1/2")
Length 590 mm (23 1/4")



190x390 Block
Depth 90 mm (3 1/2")
Height 190 mm (7 1/2")
Length 390 mm (15 3/8")



190x590 Block
Depth 90 mm (3 1/2")
Height 190 mm (7 1/2")
Length 590 mm (23 1/4")



Smooth Profile Block Series
10 cm (4") Single Scored Standard

Available Sizes
10 cm, 15 cm, 20 cm, 25 cm, 30 cm
(4", 6", 8", 10", 12")

Other Sizes Available

Dimensions (D x H x L)	
90 mm x 90 mm x 290 mm (3 1/2" x 3 1/2" x 11 3/8")	240 mm x 90 mm x 390 mm (9 1/2" x 3 1/2" x 15 3/8")
140 mm x 90 mm x 390 mm (5 1/2" x 3 1/2" x 15 3/8")	240 mm x 190 mm x 390 mm (9 1/2" x 7 1/2" x 15 1/2")
140 mm x 190 mm x 390 mm (5 1/2" x 7 1/2" x 15 3/8")	290 mm x 90 mm x 390 mm (11 1/2" x 3 1/2" x 15 1/2")
190 mm x 90 mm x 390 mm (7 1/2" x 3 1/2" x 15 3/8")	290 mm x 190 mm x 390 mm (11 1/2" x 7 1/2" x 15 1/2")
190 mm x 190 mm x 390 mm (7 1/2" x 7 1/2" x 15 3/8")	90 mm x 190 mm x 390 mm (3 1/2" x 7 1/2" x 15 3/8")

Product Property	CSA	ASTM	Typical Brampton Brick Range*
Compressive Strength (min)	> 15 MPa	> 2000 psi	15 – 20 MPa
Absorption (max)	< 175 kg/m³	<13 lb/ft³	103 - 126.6 kg/m³
Density	< 2000 kg/m³	<125 lb/ft³	2120 - 2172 kg/m³
Based on CSA A165.1 and ASTM C90			



PROFILE SERIES

Brampton Brick's Profile Series concrete block, available in a wide variety of sizes, colours and finishes adds aesthetic appeal to building projects. Profile's compressive strength makes it suitable for use in load-bearing or single width masonry walls, while an available water-repellent additive makes it impermeable to water vapour.



COLOURS

Note: Minimum orders apply. Check with a Brampton Brick Sales Representative on product availability prior to specifying.
For additional information, please visit our website at BramptonBrick.com



AMBER



ASH



AUTUMN RANGE



CHARCOAL



CITRUS



FROST



GRAYFIELD



GRAYSTONE



HERITAGE



MOCHA



NATURAL



ROSE



SANDSTONE



TIMBERWOOD



VOLCANO GRAY

SIZES



Available Sizes:

90 x 390
Height 90 mm (3 1/2")
Length 390 mm (15 3/8")

190 x 390
Height 190 mm (7 1/2")
Length 390 mm (15 3/8")

Available Depths:
10 cm, 15 cm, 20 cm, 25 cm, 30 cm
4", 6", 8", 10", 12"

Available Styles:
2 rib, 3 rib, 4 rib, 6 rib,
split ledge, split face corners
Water repellent units are available upon request.

Product Property	CSA	ASTM	Typical Brampton Brick Range*
Compressive Strength (min)	> 15 MPa	> 2000 psi	15 – 20 MPa
Absorption (max)	< 175 kg/m ³	<13 lb/ft ³	103 - 126.6 kg/m ³
Density	< 2000 kg/m ³	<125 lb/ft ³	2120 - 2172 kg/m ³
Based on CSA A165.1 and ASTM C90			



ARCHITECTURAL BLOCK
This split-face block series is available in a wide variety of solid and range colours for many commercial design applications.

planning

As you begin planning your dream home, Brampton Brick can help you pull together all the essentials of a solid exterior scheme. Consider the overall look and feel you want to achieve. Have some fun combining colours and textures. For a dramatic look, choose contrasting colours and textures. If you're looking for a more contemporary design, choose tones from the same colour family, using similar textures or features for brick and stone. Brampton Brick is your One Trusted Source for brick and stone.
































Stone: Vivace, Milano
Clay Brick: Benton












in this section...

Colours & Textures	66
Combining Products	68
Choosing a Palette	70
Packaging Specifications	80
Brick Size Guide	80
Online Tools	82
Integrated Products	83












BLACK/GRAY

	Architectural Block, Ash
	Architectural Block, Charcoal
	Architectural Block, Grayfield
	Architectural Block, Graystone
	Architectural Series, Graphite
	Architectural Series, Slate
	Artiste, Marble Gray
	Bonneville, Cloudburst
	Bonneville, Dover
	Bonneville, Twilight
	Contempo, Dover
	Contempo, Nickel
	Contempo, Olive
	Contempo, Onyx
	Contemporary Series, Espresso
	Contemporary Series, Royal Gray
	Crossroads Series, Graystone
	Designer Series, Raven
	Finesse, Ebony
	Finesse, Mineral Gray
	Finesse, Silhouette
	Granada, Ashland
	Granada, Cinder
	Granada, Midnight
	Historic Series, Sierra Brown
	Legato, Midnight
	Legato, Pewter
	Legato, Sepia
	Norfolk, Frontier
	Norfolk, Vintage
	Mediterranean Series, Crystal Gray
	Profile Series, Absolute Black
	Profile Series, Charcoal
	Profile Series, Eclipse
	Profile Series, Peel Gray
	Profile Series, Peel Silver
	Select Series, Silver
	Vivace, Charcoal
	Vivace, Cortona
	Vivace, Tweed

BURGUNDY/PURPLE

	Contemporary Series, Venetian
	Finesse, Redwood
	Historic Series, Crimson
	Historic Series, Vienna
	Hoosier Series, Porter
	Hoosier Series, Warren
	Legacy Series, Huronia
	Select Series, Maroon
	Select Series, Valencia









RED

	Architectural Series, Red Velour
	Architectural Series, Red Smooth
	Crossroads Series, Crawford
	Crossroads Series, Marshall
	Crossroads Series, Sullivan
	Designer Series, St. John
	Historic Series, Terra Cotta
	Historic Series, Old Chicago
	Select Series, Moroccan Red
	Select Series, Sundown
	Historic Series, Church Hill

ORANGE

	Architectural Block, Amber
	Architectural Block, Autumn Range
	Architectural Block, Heritage
	Architectural Series, Salmon Velour
	Architectural Series, Salmon Smooth
	Architectural Series, Wheatland Velour
	Architectural Series, Wheatland Smooth
	Contemporary Series, Westville
	Historic Series, Old School
	Historic Series, Providence

PINK

	Architectural Block, Rose
	Crossroads Series, Benton
	Crossroads Series, Gibson
	Crossroads Series, Morgan
	Crossroads Series, Newton
	Granada, Escarpment
	Historic Series, Aurora
	Select Series, Rose

CHOOSING A COLOUR SCHEME

To help you on your way, we've grouped several similar colour chips together below, to convey the overall tone of the product colour.




TAN/BUFF

	Architectural Block, Citrus
	Architectural Block, Sandstone
	Architectural Series, Buff Velour
	Architectural Series, Buff Smooth
	Architectural Series, Gray Velour
	Architectural Series, Gray Smooth
	Architectural Series, Taupe Velour
	Architectural Series, Taupe Smooth
	Artiste, Shoreline
	Bonneville, Sandbar
	Designer Series, Manilla, Smooth
	Contempo, Sandbar
	Contemporary Series, Chelsea
	Contemporary Series, Manilla, Matt
	Contemporary Series, Mountain Gray
	Crossroads Series, Putnam
	Designer Series, Bedford
	Finesse, Almond
	Finesse, Basil
	Finesse, Wheatfield
	Historic Series, Canyon
	Legacy Series, Sterling Gray
	Legacy Series, Wyndham Gray
	Mediterranean Series, Arnprior
	Mediterranean Series, Belfast
	Norfolk, Briarwood
	Norfolk, Cabana
	Profile Series, Peel Gold
	Select Series, Amber
	Vivace, Milano
	Vivace, Palermo Beige
































WHITE/CREAM

	Architectural Block, Frost
	Architectural Block, Natural
	Architectural Block, Volcano
	Crossroads Series, Monroe
	Contemporary Series, Kentville
	Designer Series, Queensport
	Finesse, Canvas Beige
	Finesse, Iceland White
	Finesse, Polar White
	Finesse, Standard White
	Granada, Sunrise
	Granada, Polar White

WHITE/CREAM (continued)

	Mediterranean Series, Sarasota
	Profile Series, Iceland White
	Profile Series, Peel Beige

BROWN

	Architectural Series, Brown Velour
	Architectural Series, Brown Smooth
	Architectural Series, Dark Brown Velour
	Architectural Series, Dark Brown Smooth
	Architectural Block, Mocha
	Architectural Block, Timberwood
	Artiste, Harbour Mist
	Artiste, Safari
	Bonneville, Chalet
	Contemporary Series, Brentwood
	Contemporary Series, Mountain Gray
	Contemporary Series, Regency Brown
	Crossroads Series, Brownstone
	Crossroads Series, Jasper
	Crossroads Series, Jefferson
	Crossroads Series, Ripley
	Finesse, Hillcrest
	Granada, Suede
	Historic Series, Canyon
	Hoosier Series, Harrison
	Legato, Khaki
	Mediterranean Series, Veridian
	Norfolk, Riverside
	Profile Series, Peel Brown
	Select Series, Kodiak
	Historic Series, Madison County
	Historic Series, Manchester
	Historic Series, Westmont
	Vivace, Embassy
	Vivace, Siena
	Vivace, Verona

textures

SMOOTH

The even surface of the smooth texture is attractive and gentle to the touch, but retains the durability you would expect.




CONTEMPO SHOWN



CONTEMPORARY SERIES SHOWN

QUARTZ

Lightly shotblast surface creates a softer, more natural look and lighter colouration.



FINESSE SHOWN

EMBOSSED

Added visual appeal and a more natural texture make this a popular choice for exterior masonry veneer.




GRANADA SHOWN



HISTORIC SERIES SHOWN

SUAVE

The surface is precisely ground to expose the aggregate and create an extra-smooth finish.



FINESSE SHOWN



VIVACE SHOWN



LEGATO SHOWN

SPLIT

The highly textured surface of split walls offer a rough-hewn look and deep colouration.



ARCHITECTURAL BLOCK

TEXTURES

Brampton Brick masonry products are developed to work together in both colour and texture. When choosing your material, it is interesting to consider the effect of texture on the overall appearance of the structure. In the following pages, we have compiled several combinations designed to inspire your creativity, while considering the multitude of colour and texture options available.

combining products

Brampton Brick's products are developed to be integrated through colours, textures and sizes that can easily be combined to suit your individual taste and add a true individual feel to your home's exterior.

COMPLEMENTARY PRODUCTS



60% Contempo, Olive with 40% Granada, Sunrise




60% Granada, Ashland with 40% Contempo, Nickel



Bonneville, Chalet with Contemporary Series, Brentwood (PRP)



Bonneville, Cloudburst with Contempo, Shadow (PRP)




Bonneville, Dover with Contemporary Series, Chelsea (PRP)



Bonneville, Twilight with Historic Series, Crimson (PRP)



Contempo, Dover with Contemporary Series, Royal Gray (PRP)





Contempo, Nickel with Contemporary Series, Chelsea (PRP)



The product combinations shown here are intended for general idea purposes only. Final product selection should always be made from actual product samples.

combining products


COMPLEMENTARY PRODUCTS



Accent: Legato, Khaki
Left: Vivace, Milano
Right: Vivace Linear, Milano



Accent: Legato, Khaki
Left: Vivace, Embassy
Right: Vivace Linear, Embassy




Accent: Legato, Midnight
Left: Vivace, Cortona
Right: Vivace Linear, Cortona




Accent: Contempo (PRP), Onyx
Bottom: Granada, Cinder




Accent: Legato, Pewter
Left: Vivace, Tweed
Right: Vivace Linear, Tweed



Accent: Legato, Sepia
Left: Vivace, Siena
Right: Vivace Linear, Siena



Accent: Legato, Sepia
Left: Vivace, Verona
Right: Vivace Linear, Verona



Accent: Contempo PRP, Shadow
Bottom: Granada, Ashland

choosing a palette

WARM PALETTES



Brick: Westmont
Stone: Vivace, Palermo Beige



Brick: Crossroads Series, Morgan
Stone: Vivace, Embassy



Brick: Crossroads Series, Jasper
Stone: Vivace, Verona



Brick: Crossroads Series, Sullivan
Stone: Vivace, Embassy



Brick: Historic Series, Sierra Brown
Stone: Artiste, Harbour Mist



Brick: Mediterranean Series, Veridian
Stone: Vivace, Verona



Brick: Brentwood
Stone: Vivace, Palermo Beige



Brick: Mediterranean Series, Belfast
Stone: Artiste, Shoreline

The product combinations shown here are intended for general idea purposes only. Final product selection should always be made from actual product samples.

choosing a palette

WARM PALETTES



Brick: Mountain Gray
Stone: Vivace, Palermo Beige



Brick: Contemporary Series, Brentwood
Stone: Vivace, Siena




Brick: Madison County
Stone: Vivace, Verona



Brick: Tumbled Series, Madison County
Stone: Vivace, Milano



Brick: Contemporary Series, Regency Brown
Stone: Granada, Escarpment




Brick: Historic Series, Canyon
Stone: Vivace, Verona



Brick: JP Series, Old School
Stone: Vivace, Verona



Brick: Mediterranean Series, Sarasota
Stone: Granada, Suede



choosing a palette

COOL PALETTES



Brick: Contemporary Series, Royal Gray
Stone: Contempo, Dover



Brick: Contemporary Series, Espresso
Stone: Granada, Ashland



Brick: Legato, Pewter
Stone: Vivace, Cortona



Brick: Mediterranean Series, Crystal Gray
Stone: Vivace, Tweed



Brick: Hoosier Series, Porter
Stone: Vivace, Cortona



Brick: Mediterranean Series, Crystal Gray
Stone: Vivace, Cortona




Brick: Legato, Midnight
Stone: Contempo, Onyx




Brick: Historic Series, Crimson
Stone: Artiste, Marble Gray

choosing a palette


COOL PALETTES




Brick: Hoosier Series, Porter
Stone: Contempo, Onyx



Brick: Legato, Pewter
Stone: Contempo, Shadow



Brick: Contemporary Series, Espresso
Stone: Artiste, Marble Gray



Brick: Contemporary Series, Royal Gray
Stone: Granada, Ashland



Brick: Legacy Series, Sterling Gray
Stone: Granada, Escarpment



Brick: Contemporary Series, Royal Gray
Stone: Granada, Cinder



Brick: Historic Series, Crimson
Stone: Granada, Midnight



Brick: Legato, Midnight
Stone: Granada, Cinder


The product combinations shown here are intended for general idea purposes only. Final product selection should always be made from actual product samples.

choosing a palette

NEUTRAL PALETTES



Brick: Legacy Series, Wyndham Gray
Stone: Vivace, Tweed



Brick: Mediterranean Series, Sarasota
Stone: Granada, Sunrise



Brick: Contemporary Series, Regency Brown
Stone: Artiste, Shoreline




Brick: Legacy Series, Sterling Gray
Stone: Artiste, Safari



Brick: Contemporary Series, Mountain Gray
Stone: Vivace, Tweed



Brick: Contemporary Series, Brentwood
Stone: Vivace, Milano



Brick: Contemporary Series, Mountain Gray
Stone: Granada, Ashland



Brick: Crossroads Series, Putnam
Stone: Vivace, Milano

The product combinations shown here are intended for general idea purposes only. Final product selection should always be made from actual product samples.

choosing a palette


NEUTRAL PALETTES



Brick: Crossroads Series, Benton
Stone: Contempo, Dover



Brick: Mediterranean Series, Crystal Gray
Stone: Granada, Polar White



Brick: Contemporary Series, Chelsea
Stone: Contempo, Nickel



Brick: Mediterranean Series, Sarasota
Stone: Artiste, Shoreline



Brick: Contemporary Series, Kentville
Stone: Granada, Sunrise



Brick: Historic Series, Aurora
Stone: Vivace, Verona



Brick: Contemporary Series, Regency Brown
Stone: Contempo, Sandbar



Brick: Historic Series, Canyon
Stone: Granada, Sunrise

The product combinations shown here are intended for general idea purposes only. Final product selection should always be made from actual product samples.

combining products

CONTEMPORARY STONE COMBINATIONS



Top: Contempo, Shadow
Bottom: Granada, Ashland



Top: Granada, Ashland
Bottom: Contempo, Nickel



Top: Granada, Polar White
Bottom: Contempo, Sandbar



Top: Contempo, Dover
Bottom: Granada, Cinder



Top: Contempo, Onyx
Bottom: Contempo, Shadow



Top: Contempo, Dover
Bottom: Contempo, Onyx



Top: Granada, Escarpment
Bottom: Contempo, Shadow



Top: Granada, Suede
Bottom: Granada, Sunrise



combining products

VIVACE COMBINATIONS



70% Cortona with 30% Charcoal



60% Milano with 40% Siena



60% Milano with 40% Verona



70% Siena with 30% Charcoal



60% Siena with 40% Verona



60% Tweed with 40% Verona



60% Embassy with 40% Tweed



60% Verona with 40% Embassy

The product combinations shown here are intended for general idea purposes only. Final product selection should always be made from actual product samples. Due to cropping of photos these blend percentages may not be represented 100% accurately.

combining products

VIVACE LINEAR COLOUR COMBINATIONS



70% Cortona with 30% Charcoal



60% Milano with 40% Siena



60% Milano with 40% Verona



70% Siena with 30% Charcoal




60% Siena with 40% Verona

combining products

ARTISTE COLOUR COMBINATIONS



60% Marble Gray with 40% Harbour Mist



60% Harbour Mist with 40% Marble Gray



60% Safari with 40% Harbour Mist



60% Shoreline with 40% Harbour Mist



60% Marble Gary with 40% Shoreline



60% Shoreline with 40% Marble Gray



60% Safari with 40% Shoreline



60% Shoreline with 40% Safari

The product combinations shown here are intended for general idea purposes only. Final product selection should always be made from actual product samples. Due to cropping of photos these blend percentages may not be represented 100% accurately.

brick packaging specifications

Please refer to product pages for stock colours and sizes.

BRAMPTON, ONTARIO PLANT	Weight/Cube (kg)	Weight/Cube (lb)	Weight/Brick (kg)	Weight/Brick (lb)	Bricks/Cube	Bricks/m ²	Bricks/ft ²
Premier Plus	1,160	2,552	2.5	5.5	464	42.0	3.9
Metric Norman	1,170	2,574	2.5	5.5	468	49.8	4.6
Metric Jumbo	945	2,079	3.5	7.7	270	33.0	3.0
FARMERSBURG, INDIANA PLANT	Weight/Cube (kg)	Weight/Cube (lb)	Weight/Brick (kg)	Weight/Brick (lb)	Bricks/Cube	Bricks/m ²	Bricks/ft ²
Metric Modular	991	2,185	1.7	3.8	576	75	7.0
Modular	993	2,189	1.7	3.8	576	73.5	6.8
Queen	1,034	2,279	1.7	3.7	616	61.5	5.7
Closure	936	2,056	2.6	5.7	360	48.4	4.5
Premier Plus	967	2,132	3.1	6.8	312	42.0	3.9
Metric Norman	1,296	2,894	3.0	6.7	432	49.8	4.6
Norman	1,352	2,981	3.1	6.9	432	49.8	4.6
Metric Jumbo	1,080	2,349	4.0	8.7	270	33.0	3.0
Utility	1,113	2,457	4.1	9.1	270	32.3	3.0

brick size guide



Metric Modular
Length 190 mm (7 1/2")
Height 57 mm (2 1/4")
Depth 90 mm (3 1/2")
Bricks per square foot 7
Bricks per square metre 75



Modular
Length 194 mm (7 5/8")
Height 57 mm (2 1/4")
Depth 92 mm (3 5/8")
Bricks per square foot 6.8
Bricks per square metre 73.5



Queen
Length 194 mm (7 5/8")
Height 70 mm (2 3/4")
Depth 70 mm (2 3/4")
Bricks per square foot 5.7
Bricks per square meter 61.5



Closure
Length 194 mm (7 5/8")
Height 92 mm (3 5/8")
Depth 92 mm (3 5/8")
Bricks per square foot 4.5
Bricks per square metre 48.4

NOTE:
Stock Item Products, identified throughout this guide by the (*) symbol, are readily available. All other products are custom order only. Sufficient lead time and minimum order quantities are required. Speak with a Brampton Brick dealer or sales representative for more information.



Premier Plus
Length 257 mm (10 1/8")
Height 79 mm (3 1/8")
Depth 90 mm (3 1/2")
Bricks per square foot 3.9
Bricks per square metre 42



Metric Norman
Length 290 mm (11 1/2")
Height 57 mm (2 1/4")
Depth 90 mm (3 1/2")
Bricks per square foot 4.6
Bricks per square metre 49.8



Norman
Length 293 mm (11 5/8")
Height 57 mm (2 1/4")
Depth 92 mm (3 5/8")
Bricks per square foot 4.6
Bricks per square metre 49.8



Metric Jumbo
Length 290 mm (11 1/2")
Height 90 mm (3 1/2")
Depth 90 mm (3 1/2")
Bricks per square foot 3
Bricks per square metre 33



Utility
Length 293 mm (11 5/8")
Height 92 mm (3 5/8")
Depth 92 mm (3 5/8")
Bricks per square foot 3
Bricks per square meter 32.3

stone packaging specifications

All products on this page are stocked in the bundles/sizes listed. All colours are also stock.

BONNEVILLE	Quantity/Pallet	Weight/Piece (kg)	Weight/Piece (lbs)	Weight/Pallet (kg)	Weight/Pallet (lbs)	Coverage/Pallet(m ²)	Coverage/Pallet (ft ²)	Layers/Pallet
168x590	60	21	47	1,279	2,820	6.4	69	6 layers x 60 pieces
257x590	40	32.7	72	1306	2,880	6.4	69	5 layers x 40 pieces
CONTEMPO & GRANADA	Quantity/Pallet	Weight/Piece (kg)	Weight/Piece (lbs)	Weight/Pallet (kg)	Weight/Pallet (lbs)	Coverage/Pallet(m ²)	Coverage/Pallet (ft ²)	Layers/Pallet
Combo Bundle	198	-	-	1,333	2,939	7.2	78	6 layers x 33 pieces
Large Combo Bundle	72	-	-	1,418	3,126	7.2	77.5	6 layers x 12 pieces
CONTEMPO PRP	Quantity/Pallet	Weight/Piece (kg)	Weight/Piece (lbs)	Weight/Pallet (kg)	Weight/Pallet (lbs)	Coverage/Pallet(m ²)	Coverage/Pallet (ft ²)	Layers/Pallet
Premier Plus (solid)	320	4.3	9.5	1,378	3,040	7.6	82	8 layers x 40 pieces
VIVACE & VIVACE LINEAR	Quantity/Pallet	Weight/Piece (kg)	Weight/Piece (lbs)	Weight/Pallet (kg)	Weight/Pallet (lbs)	Coverage/Pallet(m ²)	Coverage/Pallet (ft ²)	Layers/Pallet
Vivace Combo Bundle	144	-	-	1,345	2,965	7.1	76	6 layers x 24 pieces
Vivace Large Bundle	48	-	-	1,260	2,778	6.3	68	6 layers x 8 pieces
Vivace Linear Bundle	198	-	-	1,335	2,942	7.25	78	6 layers x 33 pieces
NORFOLK	Quantity/Pallet	Weight/Piece (kg)	Weight/Piece (lbs)	Weight/Pallet (kg)	Weight/Pallet (lbs)	Coverage/Pallet(m ²)	Coverage/Pallet (ft ²)	Layers/Pallet
Combo Bundle	168	-	-	1,294	2,852	7.8	84	7 layers x 24 pieces
ARTISTE	Quantity/Pallet	Weight/Piece (kg)	Weight/Piece (lbs)	Weight/Pallet (kg)	Weight/Pallet (lbs)	Coverage/Pallet(m ²)	Coverage/Pallet (ft ²)	Layers/Pallet
Artiste Combo Bundle	192	-	-	1,197	2,639	6.5	70	6 layers x 32 pieces
Artiste Large Combo Bundle	96	-	-	1,245	2,745	6.5	70	6 layers x 16 pieces
LEGATO	Quantity/Pallet	Weight/Piece (kg)	Weight/Piece (lbs)	Weight/Pallet (kg)	Weight/Pallet (lbs)	Coverage/Pallet(m ²)	Coverage/Pallet (ft ²)	Layers/Pallet
Premier Plus (solid)	320	4.3	9.5	1,378	3,040	7.6	82	8 layers x 40 pieces
FINESSE	Quantity/Pallet	Weight/Piece (kg)	Weight/Piece (lbs)	Weight/Pallet (kg)	Weight/Pallet (lbs)	Coverage/Pallet(m ²)	Coverage/Pallet (ft ²)	Layers/Pallet
90x390	180	7.7	17	1,388	3,060	7.2	77.5	6 layers x 30 pieces
90x590	120	11.3	25	1,361	3,000	7.2	77.5	6 layers x 20 pieces
168x590	60	21	47	1,279	2,820	6.4	69	6 layers x 10 pieces
190x390	90	15.9	35	1,429	3,150	7.2	77.5	6 layers x 15 pieces
190x590	60	24	53	1,442	3,180	7.2	77.5	6 layers x 10 pieces
257x590	40	32.7	72	1306	2,880	6.4	69	5 layers x 8 pieces
290x590	36	36.5	80.5	1,315	2,898	6.5	70	6 layers x 6 pieces
Accent Sill	30	44.5	98	1,334	2,940	3.3	36	5 layers x 6 pieces
Window Sill	48	22.7	50	1,089	2,400	3.4	36.5	6 layers x 8 pieces
PRP Brick	320	4.3	9.5	1,378	3,040	7.6	82	8 layers x 40 pieces
Keystone	60	16	35.25	959	2,115	4	43	5 layers x 12 pieces

Introducing our NEW online Project Visualizer!

1

Select/Upload a Scene

Choose from one of our pre-selected scenes or, upload your own image to start visualizing.

2

Visualize and Design

Select an area of the image to change: brick, stone, shingles, trim.

3

Search & Select Products

Search by colour or style! Make selections from our extensive colour swatch gallery.

4

Print or Download PDF

Once you are happy with your creation you can print or download it.

5

Save your Creation

If you'd like to save your project so you can come back to it later and make changes, simply follow the on-screen prompts to set up an account.

6

Try it out! Visit:
BramptonBrick.com



Find more great project ideas & design tips!
Brampton Brick Products are everywhere!



Follow us on your favourite social media channel and get inspired by real-life projects, find design ideas, and more! We invite you to Follow us, Like us, Share our content, and join the conversation!





Masonry Stone: Contempo, Dover
Paver: Presidio, Onyx with Champagne border & inset



An integrated masonry & landscape solutions company.

Brampton Brick is a leading provider of complete masonry and landscape solutions since 1871. From the ground up, our brick and stone materials are created to help architects and designers masterfully refine living spaces. Our Brampton Brick and Oaks Concrete product lines offer a wide selection of unique stone products, brickwork, pavers, walls, environmental products and architectural accessories that are durable, practical, established and prestigious. By choosing Brampton Brick as your trusted source for quality masonry and landscape products, you will have everything you need to design and complete one successful project after another.

1.800.GO.BRICK (462.7425) | BramptonBrick.com



BramptonBrick.com | **1.800.GO.BRICK** (462-7425) | [Twitter](#) [Facebook](#) [Instagram](#) [Pinterest](#)

Brampton

225 Wanless Drive
Brampton, ON L7A 1E9

Boisbriand

4200, Marcel-Lacasse
Boisbriand, QC J7H 1N3

Brockville

3007 County Rd. #29
PO Box 141, Brockville, ON K6V 5V2

Hillsdale

2108 Flos Road Four East
Hillsdale, ON L0L 1V0

Markham

455 Rodick Road
Markham, ON L6G 1B2

Detroit

51744 Pontiac Trail
Wixom, MI 48393

Farmersburg

1256 East County Rd. 950 N.
Farmersburg, IN 47850



Product representations shown in this publication are intended to convey the general colour, texture and appearance of the product. Variations may occur in the manufacturing and printing process. Always select from an actual product sample. Please refer to your local building code for proper installation of all products in this guide.



On the front cover: Bonneville, Cloudburst & Twilight
On the back cover: Bonneville, Chalet